


КЛАССИЧЕСКИЕ ПРОПИСИ

ДЛЯ ХОРОШЕГО ПОЧЕРКА




Элементы букв



раскрась!

валк



Задания для развития
мелкой моторики



Весь алфавит



защипывай!

Арбуз

Прописные
и строчные

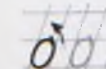
баран



адрасий!



Соединения
букв и слогов



6-10 лет
32 страницы

Уроки чистописания

Handwriting practice row 1: A series of slanted vertical lines on a four-line grid. The first line has a downward-pointing arrow indicating the stroke direction.

Handwriting practice row 2: A series of slanted vertical lines on a four-line grid. The first line has a downward-pointing arrow indicating the stroke direction.

Handwriting practice row 3: A series of slanted vertical lines on a four-line grid. The first line has a downward-pointing arrow indicating the stroke direction.

Handwriting practice row 4: The letter 'L' is written on a four-line grid. The first 'L' has a downward-pointing arrow on its vertical stem, and the second 'L' has a downward-pointing arrow on its horizontal base.

Handwriting practice row 5: The letter 'u' is written on a four-line grid. The first 'u' has a downward-pointing arrow on its vertical stem.

Handwriting practice row 6: The letter 'i' is written on a four-line grid. The first 'i' has a downward-pointing arrow on its vertical stem and a small umbrella-shaped dot above it. The second 'i' has a downward-pointing arrow on its vertical stem.

Handwriting practice row 7: The letter 'j' is written on a four-line grid. The first 'j' has an upward-pointing arrow on its vertical stem. The rest of the row contains dotted lines for tracing.

Handwriting practice row 8: The letter 'k' is written on a four-line grid. The first 'k' has an upward-pointing arrow on its vertical stem. The rest of the row contains dotted lines for tracing.

Handwriting practice row 9: The letter 'f' is written on a four-line grid. The first 'f' has an upward-pointing arrow on its vertical stem. The rest of the row contains dotted lines for tracing.

Handwriting practice row 10: The letter 'n' is written on a four-line grid. The first 'n' has an upward-pointing arrow on its vertical stem. The rest of the row contains dotted lines for tracing.

Handwriting practice row 11: The letter 'm' is written on a four-line grid. The first 'm' has an upward-pointing arrow on its vertical stem. The rest of the row contains dotted lines for tracing.

Handwriting practice row 1: Cursive 'u' and 'v' strokes with arrows and dots.

Handwriting practice row 2: Cursive 'u' and 'v' strokes with arrows and dots.

Handwriting practice row 3: Cursive 'u' and 'v' strokes with arrows and dots.

Handwriting practice row 4: Cursive 'w' and 'v' strokes with arrows and dots.

Handwriting practice row 5: Cursive 'p' and 'q' strokes with arrows and dots.

Handwriting practice row 6: Cursive 'p' and 'q' strokes with arrows and dots.

Handwriting practice row 7: Cursive 'p' and 'q' strokes with arrows and dots.

Handwriting practice row 8: Cursive 'j' and 'k' strokes with arrows and dots.

Handwriting practice row 9: Cursive 'j' and 'k' strokes with arrows and dots.

Handwriting practice row 10: Cursive 'j' and 'k' strokes with arrows and dots.

Handwriting practice row 11: Cursive 'f' and 'g' strokes with arrows and dots.

y y y

L L L

7 7 7

y y y

7 7 7

8 8 8

4 4 4

9 9 9

B B B

6 6 6

0 0 0

A

Tracing guide for uppercase 'A' showing stroke order with arrows.

Tracing guide for uppercase 'A' showing stroke order with arrows.

oo

ll

aa

aa

a



аист

баран



B

Tracing guide for uppercase 'B' showing stroke order with arrows.

Tracing guide for uppercase 'B' showing stroke order with arrows.

Tracing guide for uppercase 'B' showing stroke order with arrows.

oo

ll

bb

bb

b

B

Handwriting practice for uppercase B with stroke order arrows and numbers 1 and 2.

BB

Handwriting practice for lowercase b with stroke order arrows and numbers 1 and 2.

Handwriting practice for lowercase b with stroke order arrows and numbers 1 and 2.

bb

bb

Large lowercase b with a shadow effect.



bank

гриб



T

Handwriting practice for uppercase T with stroke order arrows and numbers 1 and 2.

TT

Handwriting practice for lowercase t with stroke order arrows and numbers 1 and 2.

Handwriting practice for lowercase t with stroke order arrows and numbers 1 and 2.

Handwriting practice for lowercase t with stroke order arrows and numbers 1 and 2.

Large lowercase t with a shadow effect.

D

L L

C C

D D

C C

f f

g g

g g

g



gou

gou



E

C C

C C

E E

e e

e e

e e

e

Э

Э Э

Э Э

Э Э

Э Э

Э Э

Э Э

Э



жука

э.м.



Ж

Ж Ж

Ж Ж

Ж Ж

Ж Ж

Ж Ж

Ж Ж

Ж Ж

Ж Ж

Ж Ж

Ж

3

3

3

3 3

3

3 3

3 3

3 3

3



заяц

индюк



u

u

u

u u

u

u u

u u

u

Ў

Ў

Ў

Ў

Ў Ў
Ў Ў
Ў Ў

Ў



йод

кот



К

К

К

К К
К К
К К

К

Л

Л

Л

Л

Л

Л

Л

Л

Л



лиса

мышь



М

М

М

М

М

М

М

М

М

H

Handwriting practice for the letter 'H' on a four-line staff. The first row shows two 'H's with arrows indicating the starting point and direction of the first stroke (top to bottom).

Handwriting practice for the letter 'H' on a four-line staff. The second row shows two 'H's with arrows indicating the starting point and direction of the second stroke (left to right).

Handwriting practice for the letter 'H' on a four-line staff. The third row shows two 'H's with arrows indicating the starting point and direction of the first stroke.

Handwriting practice for the letter 'H' on a four-line staff. The fourth row shows two 'H's with arrows indicating the starting point and direction of the second stroke.

Handwriting practice for the letter 'H' on a four-line staff. The fifth row shows two 'H's with arrows indicating the starting point and direction of the first stroke.

Handwriting practice for the letter 'H' on a four-line staff. The sixth row shows two 'H's with arrows indicating the starting point and direction of the first stroke.

H



Handwriting practice for the word 'НОТЫ' (Notes) on a four-line staff.

Handwriting practice for the word 'облако' (cloud) on a four-line staff.



O

Handwriting practice for the letter 'O' on a four-line staff. The first row shows two 'O's with arrows indicating the starting point and direction of the stroke (top to bottom).

Handwriting practice for the letter 'O' on a four-line staff. The second row shows two 'O's with arrows indicating the starting point and direction of the stroke.

Handwriting practice for the letter 'O' on a four-line staff. The third row shows two 'O's with arrows indicating the starting point and direction of the stroke.

Handwriting practice for the letter 'O' on a four-line staff. The fourth row shows two 'O's with arrows indicating the starting point and direction of the stroke.

Handwriting practice for the letter 'O' on a four-line staff. The fifth row shows two 'O's with arrows indicating the starting point and direction of the stroke.

O

C

C C
C C

c c

c c

c c

C



собака

тигр



П

П П П П

П П П П

p p

п п

m m

m m

M

у

у у

у у

у у

у

у

у

у

у



утица

утица



ф

ф

ф

ф

ф

ф

ф

ф

ф

ф

x x x c c

x x c c
x x c c
x x c c



хлеб
цветы



ц ц ц ц

ц ц ц ц
ц ц ц ц
ц ц ц ц



У

У У
У У

У


У

У

У

У

У



шахматы

черепаха



Ш

Ш Ш
Ш Ш

Ш

Ш

Ш Ш

Ш Ш

Ш

бл

л л

бл бл

л л

б б

б б

б



экскаватор

лебедь



э

э э

э э

э э

э э

э э

э

Ю

Ю Ю

Ю Ю

Ю

Ю

Ю Ю

Ю Ю

Ю



Юла

якорь



Я

Я Я

Я Я

Я

Я

Я Я

Я Я

Я

M M M

m m m

M M M

m m m

M M M

U U U

u u u

U U U

m m m

m m m

M M M

l l l l

l l l l

e e e e

e e e e

11.9

bol

Yall

11.9

Holl

bol

11.9

bol

eg

oc

oo

ob

zob

va

11.9

с.э

р.э

ч.а

ш.а

ш.о

о.с

о.ж

о.л

о.в

о.л

о.ж

ш.л

ш.л

ш.л

ш.л

чи

но

шо

чаща

ложка

коса

пол

окрета

ободок

мама

папа

дедушка

бабушка

брат

сестра

Аист

Баран

Волк

Гриб

Дам

Дым

Дерево

Ель

Еж

Жук

Заяц

Индюк

Цод

Кот

Лиса

Мамы

Ноты

Облако

Птица

Рыба

Собака

Шляпа

Утка

Финны

Хлеб

Цветы

Черепаха

Шахматы

Шука

Подъёмник

Съёмка

Лыжи

Лебедь

Экскаватор

Юла

Якорь

Родина

Россия

Москва

Станица

Город

Школа

Отечество

Дом

В классе

Каждый охотник желает

знать, где сидит фазан

Меня зовут

Мне лет. Я живу

в России. Столица моей

Родины - город Москва.

Я люблю маму и папу!

Любимый братик!
поздравляю тебя
с днём рождения

Желаю тебе
счастья, радости, успеха

Твоя сестричка _____

Милые мама и бабушка!

Поздравляю вас
с праздником в марте!

Желаю вам счастья,

радости, успеха

и побольше терпения.

Ваш сын и внук.

Ваша дочь

и внучка.

Дорогие папа и дедушка!

Поздравляю вас
с Днём защитника
Отечества!

У вас я учусь быть
мужественным

Ваш сын и внук.

Дорогие мама и папа!
Любимые бабушка, дедушка!
Я научился красиво
и грамотно писать.

Ваш любящий
первоклассник!